

Scaled data based on original data using  
LM-79-08 Approved Method: Electrical and Photometric Measurements of Solid-  
State Lighting Products

Test Report Prepared for  
Cooper Lighting Solutions  
(formerly Eaton)

Brand: McGRAW-EDISON

Report Number: P595356

Luminaire Tested: **IST-PA1F-727-U-T3-HSS**

Issue Date: 3/22/2022

**Test Information**

Test Method: LM-79-08  
Report Number: P595356  
TEST IS SCALED FROM IESNA LM-79-08 TEST DATA (G1-2201-510-11)  
Test Lab: INNOVATION CENTER  
Issue Date: 3/22/2022  
Manufacturer: COOPER LIGHTING SOLUTIONS (FORMERLY EATON)  
Product Line: McGRAW-EDISON  
Catalog Number: IST-PA1F-727-U-T3-HSS  
Description: IMPACT ELITE LED TRAPEZOID LUMINAIRE  
(1) 70 CRI, 2700K, 1200mA LIGHT ENGINE WITH 24 LEDS AND TYPE III OPTICS  
WITH HOUSE SIDE SHIELD  
Light Source: -  
Ballast/Driver: ELECTRONIC DRIVER

**Summary**

Lumens per Lamp: N/A  
Luminaire Lumens: 6855 lumens  
Efficiency: N/A  
Efficacy: 73.3 lumens/watt  
Luminous Opening: Rectangular (W 0.75' x L: 0.5' x H: 0')  
IES Classification: Type III - Medium  
BUG Rating: B1 - U0 - G2

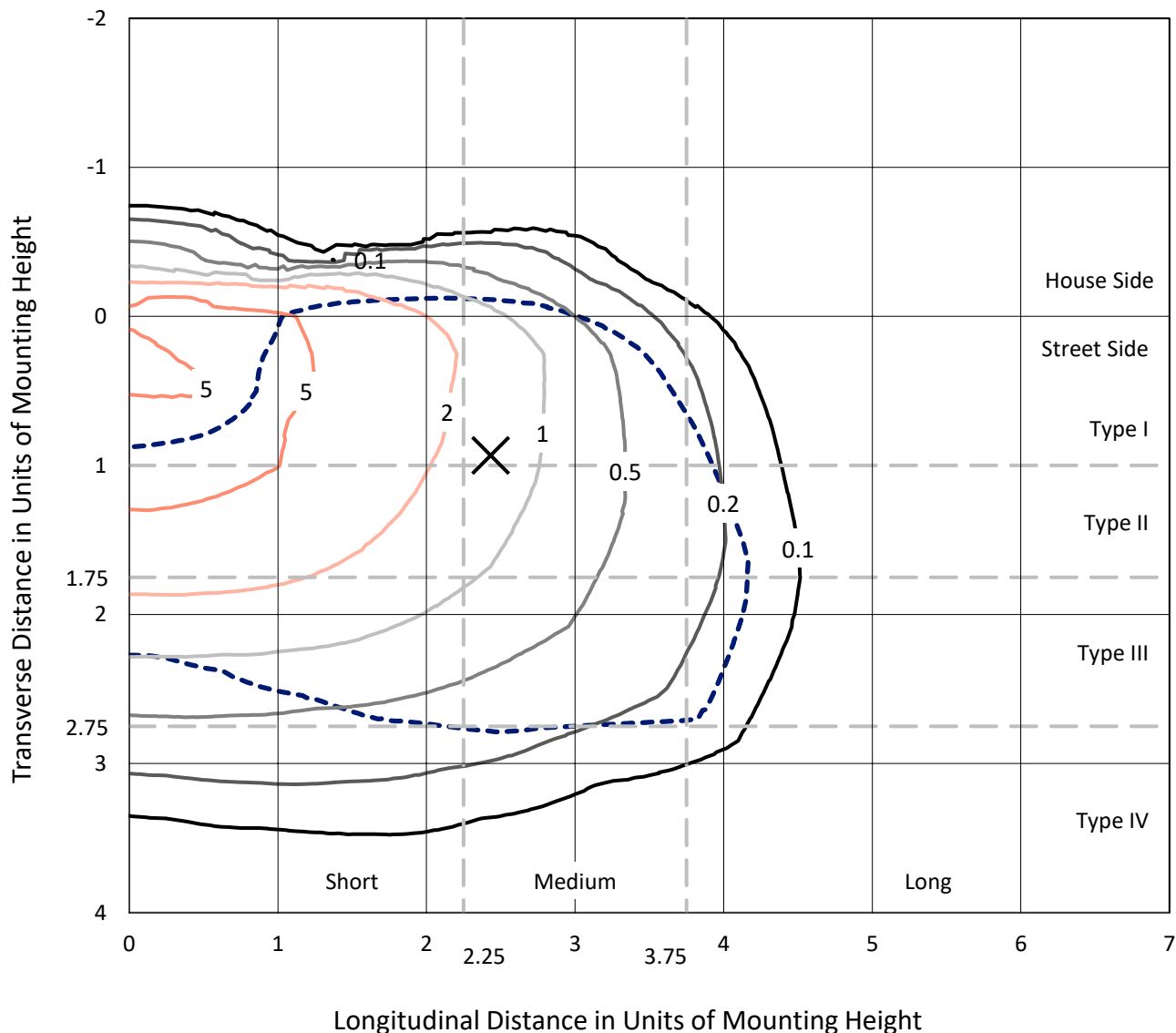
Input Watts (W): 93.5  
Input Voltage (V): NR  
Input Current (Ain): NR  
Voltage Rise (V): NR  
Power Factor: NR  
Total Harmonic Distortion (THDi): NR  
Frequency (hertz): 60  
Stabilization Time: NR  
Operation Time: NR  
Ambient Temperature (°C): NR  
Test Distance: 28.75 FT



REPORT NUMBER: P595356  
 CATALOG NUMBER: IST-PA1F-727-U-T3-HSS

### Iso-Footcandle Lines of Horizontal Illumination

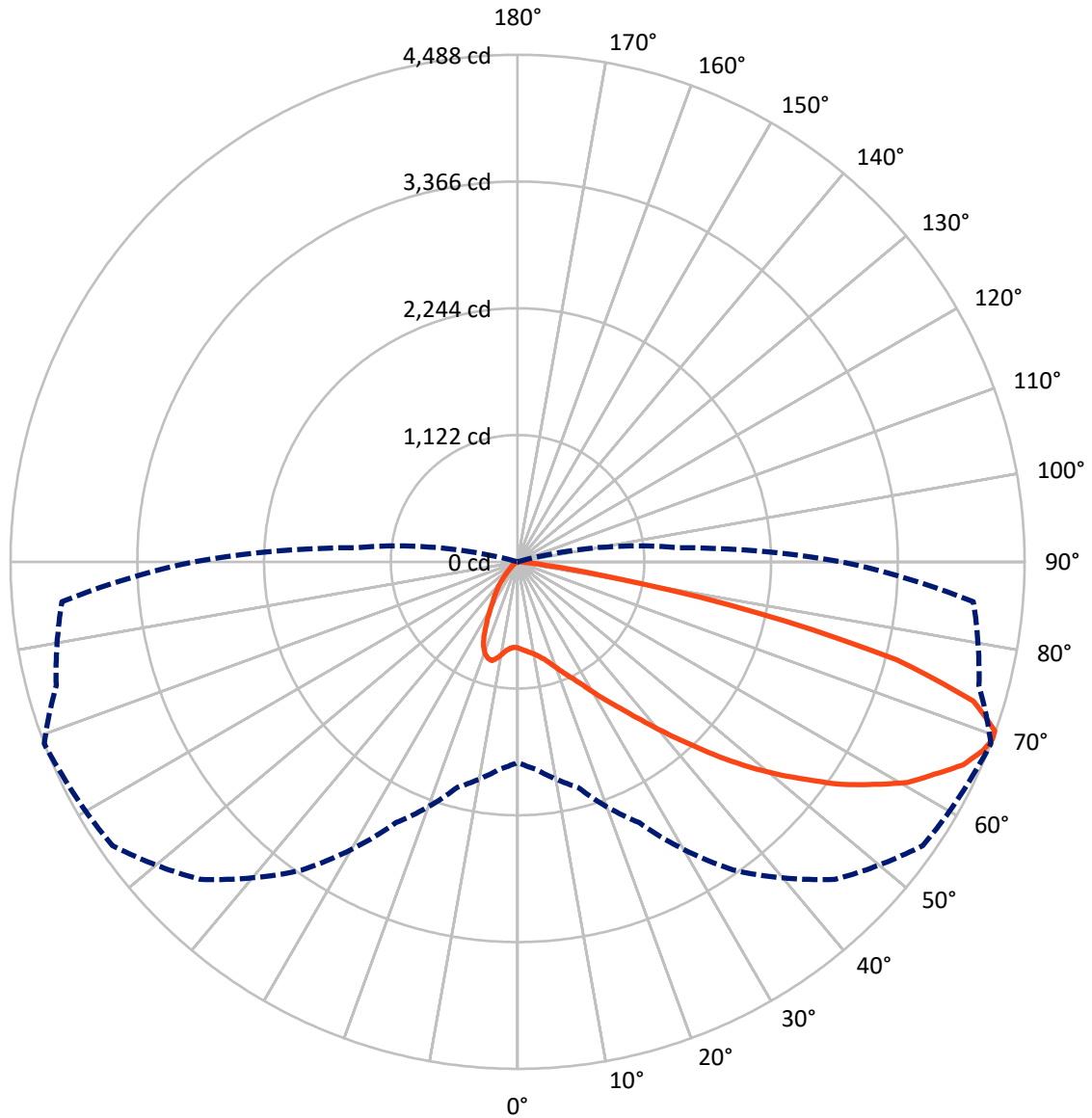
✕ Max cd  
 - - - 1/2 Max cd



Based on 12 foot mounting height. Maximum calculated value = 6.6 fc  
 Type III - Medium - N/A

REPORT NUMBER: P595356  
CATALOG NUMBER: IST-PA1F-727-U-T3-HSS

### Luminous Intensity Polar Plot



— Vertical Plane Through 69-Deg Lateral      - - - Horizontal Cone Through 69-Deg Vertical

REPORT NUMBER: P595356  
 CATALOG NUMBER: IST-PA1F-727-U-T3-HSS

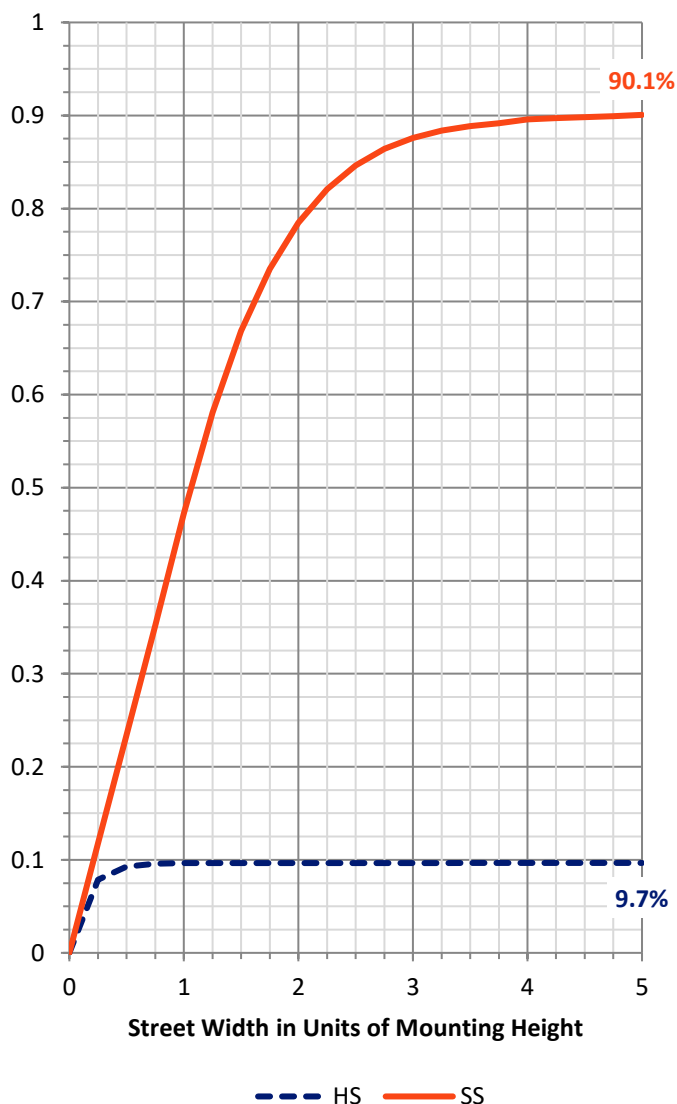
**FLUX DISTRIBUTION:**

		Downward	Upward	Total
<b>House Side</b>	Lumens	668.0	0.0	668.0
	% Fixture	9.7	0.0	9.7
<b>Street Side</b>	Lumens	6187.1	0.0	6187.1
	% Fixture	90.3	0.0	90.3
<b>Total</b>	Lumens	6855.0	0.0	6855.0
	% Fixture	100.0	0.0	100.0

**ZONAL LUMENS:**

Zone	Lumens	% Fixture
0°-10°	72.7	1.1
10°-20°	192.4	2.8
20°-30°	320.3	4.7
30°-40°	576.6	8.4
40°-50°	1045.5	15.3
50°-60°	1633.9	23.8
60°-70°	1890.4	27.6
70°-80°	1057.2	15.4
80°-90°	66.0	1.0
90°-100°	0.0	0.0
100°-110°	0.0	0.0
110°-120°	0.0	0.0
120°-130°	0.0	0.0
130°-140°	0.0	0.0
140°-150°	0.0	0.0
150°-160°	0.0	0.0
160°-170°	0.0	0.0
170°-180°	0.0	0.0
0°-90°	6855.0	100.0
0°-180°	6855.0	100.0

**Coefficient of Utilization**

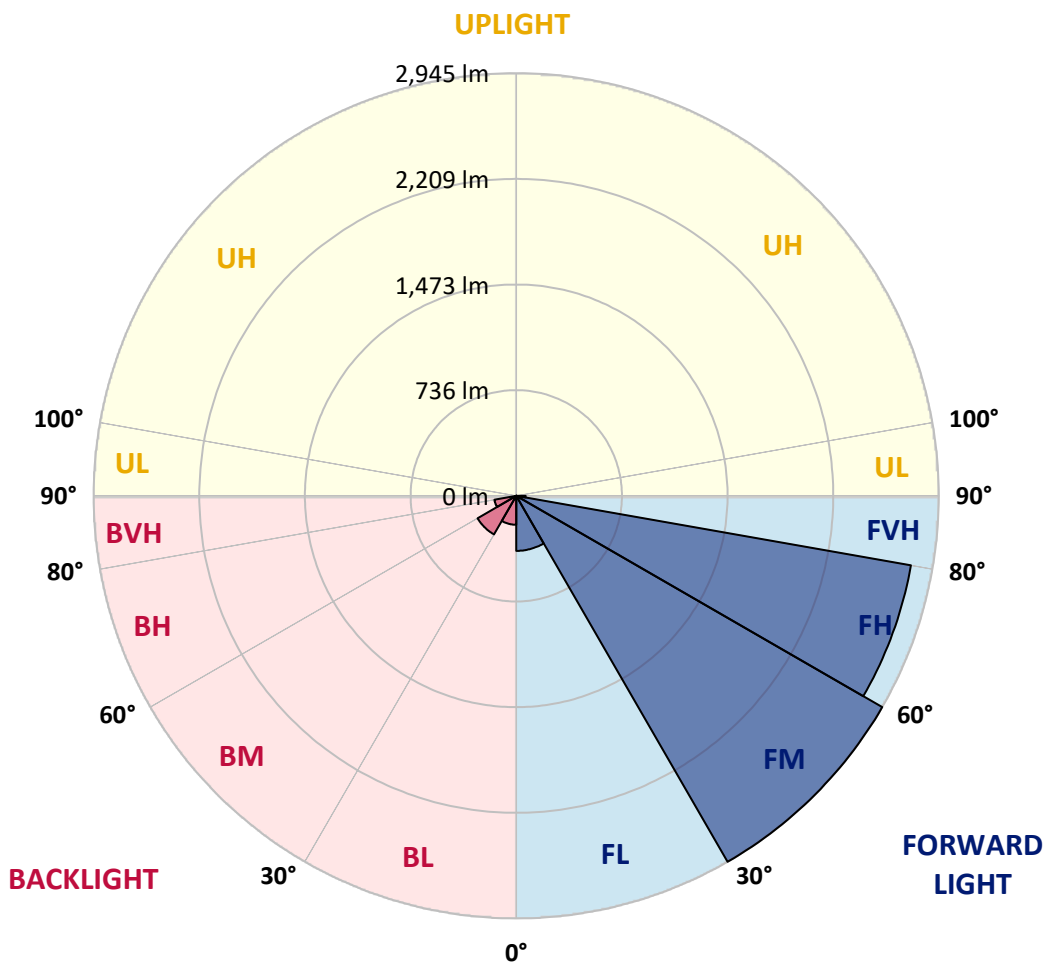


REPORT NUMBER: P595356  
 CATALOG NUMBER: IST-PA1F-727-U-T3-HSS

**LUMINAIRE CLASSIFICATION SYSTEM LUMEN TABLE AND BUG RATING:**

Zone	Lumens	% Fixture	Zone Rating/Lumen Limit		
			B	U	G
FL (0°-30°)	383.5	5.6			
FM (30°-60°)	2945.1	43.0			
FH (60°-80°)	2792.9	40.7			G2/5000
FVH (80°-90°)	65.5	1.0			G1/100
BL (0°-30°)	201.9	2.9	B1/500		
BM (30°-60°)	311.0	4.5	B1/1000		
BH (60°-80°)	154.7	2.3	B1/500		G1/500
BVH (80°-90°)	0.5	0.0			G0/10
UL (90°-100°)	0.0	0.0		U0/0	
UH (100°-180°)	0.0	0.0		U0/0	

**BUG Rating: B1-U0-G2**  
 Type III Medium





REPORT NUMBER: P595356  
 CATALOG NUMBER: IST-PA1F-727-U-T3-HSS

**CANDELA DISTRIBUTION (FULL):**

	0°	5°	15°	25°	35°	45°	55°	65°	69°	75°	85°
0°	762.5	762.5	762.5	762.5	762.5	762.5	762.5	762.5	762.5	762.5	762.5
2.5°	789.9	789.9	789.9	785.3	787.6	785.3	783.1	776.2	778.5	776.2	769.4
5°	762.5	764.8	771.6	776.2	787.6	792.2	794.5	794.5	792.2	787.6	783.1
7.5°	710.0	710.0	716.8	730.5	753.4	778.5	799.0	810.5	812.7	812.7	805.9
10°	696.3	696.3	705.4	714.6	737.4	767.1	799.0	826.4	831.0	835.6	833.3
12.5°	689.5	691.7	700.9	716.8	746.5	773.9	808.2	847.0	860.7	872.1	874.4
15°	698.6	698.6	707.7	723.7	757.9	796.8	840.1	883.5	897.2	913.2	924.6
17.5°	712.3	716.8	721.4	737.4	769.4	817.3	874.4	931.4	947.4	968.0	977.1
20°	735.1	735.1	739.7	753.4	787.6	844.7	924.6	993.1	1006.8	1020.5	1031.9
22.5°	762.5	764.8	764.8	776.2	815.0	876.7	968.0	1052.4	1075.3	1082.1	1086.7
25°	844.7	840.1	824.1	817.3	847.0	913.2	1020.5	1123.2	1148.3	1155.2	1146.0
27.5°	1015.9	997.7	954.3	908.6	904.1	970.3	1091.3	1212.3	1239.6	1241.9	1210.0
30°	1230.5	1232.8	1162.0	1063.9	997.7	1031.9	1168.9	1324.1	1351.5	1340.1	1289.9
32.5°	1495.3	1483.9	1431.4	1289.9	1157.5	1127.8	1253.3	1440.5	1472.5	1454.2	1388.0
35°	1721.4	1728.2	1664.3	1538.7	1372.1	1276.2	1356.1	1570.7	1609.5	1577.5	1495.3
37.5°	1910.8	1920.0	1881.2	1778.4	1630.0	1479.4	1490.8	1723.6	1776.1	1744.2	1641.4
40°	2120.9	2127.7	2111.7	1999.9	1867.5	1721.4	1671.1	1899.4	1970.2	1926.8	1819.5
42.5°	2351.4	2376.6	2349.2	2260.1	2123.2	1997.6	1922.3	2114.0	2184.8	2157.4	2013.6
45°	2666.5	2668.8	2636.8	2547.8	2406.2	2303.5	2212.2	2342.3	2433.6	2399.4	2230.5
47.5°	2899.4	2915.3	2897.1	2835.4	2721.3	2652.8	2527.2	2593.4	2689.3	2645.9	2454.2
50°	3077.4	3120.8	3104.8	3123.1	3066.0	3036.3	2844.6	2853.7	2947.3	2910.8	2682.5
52.5°	3175.6	3230.4	3235.0	3328.6	3376.5	3449.6	3152.8	3139.1	3198.4	3166.5	2915.3
55°	3161.9	3175.6	3289.7	3461.0	3648.2	3814.8	3454.1	3397.0	3479.2	3390.2	3161.9
57.5°	3029.5	3063.7	3264.6	3476.9	3808.0	4050.0	3714.4	3650.5	3718.9	3600.2	3415.3
60°	2840.0	2890.2	3148.2	3451.8	3901.6	4191.5	3967.8	3903.9	3965.5	3821.7	3703.0
62.5°	2668.8	2691.6	2929.0	3346.8	3846.8	4184.7	4164.1	4104.8	4141.3	3990.6	3949.5
65°	2424.5	2433.6	2668.8	3157.3	3725.8	4139.0	4271.4	4294.2	4333.1	4132.2	4125.3
67.5°	2047.8	2068.4	2301.2	2826.3	3524.9	4050.0	4355.9	4401.5	4447.2	4207.5	4157.3
69°	1776.1	1842.3	2066.1	2547.8	3330.8	3974.6	4378.7	4451.8	4488.3	4228.0	4050.0
70°	1554.7	1611.8	1869.7	2333.2	3159.6	3890.2	4394.7	4444.9	4481.4	4184.7	3874.2
72.5°	780.8	853.8	1207.7	1703.1	2511.3	3504.3	4312.5	4257.7	4218.9	3849.1	3134.5
75°	301.4	312.8	518.2	970.3	1570.7	2572.9	3682.4	3579.7	3465.5	2919.9	1858.3
77.5°	166.7	164.4	226.0	429.2	668.9	1257.9	2490.7	2326.3	2168.8	1568.4	753.4
80°	70.8	75.3	98.2	205.5	351.6	436.0	1210.0	1075.3	856.1	497.7	180.4
82.5°	43.4	45.7	68.5	125.6	244.3	166.7	392.7	335.6	246.6	134.7	43.4
85°	13.7	16.0	47.9	84.5	118.7	68.5	89.0	77.6	68.5	57.1	13.7
87.5°	2.3	2.3	18.3	45.7	32.0	11.4	9.1	16.0	25.1	27.4	4.6
90°	0.0	0.0	0.0	0.0	0.0	0.0	0.0	0.0	0.0	0.0	0.0



REPORT NUMBER: P595356  
 CATALOG NUMBER: IST-PA1F-727-U-T3-HSS

**CANDELA DISTRIBUTION (continued):**

	90°	95°	105°	115°	125°	135°	145°	155°	165°	175°	180°
0°	762.5	762.5	762.5	762.5	762.5	762.5	762.5	762.5	762.5	762.5	762.5
2.5°	767.1	762.5	757.9	755.7	755.7	751.1	748.8	746.5	746.5	744.2	744.2
5°	776.2	771.6	767.1	764.8	760.2	757.9	757.9	757.9	755.7	757.9	760.2
7.5°	799.0	792.2	789.9	787.6	787.6	780.8	769.4	739.7	710.0	700.9	691.7
10°	831.0	828.7	828.7	828.7	812.7	753.4	671.2	598.1	559.3	527.4	527.4
12.5°	876.7	876.7	874.4	867.5	785.3	641.5	513.7	404.1	340.2	303.6	308.2
15°	926.9	924.6	929.2	885.8	691.7	495.4	310.5	219.2	184.9	180.4	180.4
17.5°	979.4	984.0	979.4	837.8	568.5	305.9	184.9	166.7	162.1	162.1	162.1
20°	1034.2	1029.6	1022.8	755.7	413.2	191.8	159.8	155.2	150.7	148.4	148.4
22.5°	1089.0	1084.4	1038.7	650.6	258.0	157.5	150.7	141.5	134.7	132.4	132.4
25°	1141.5	1141.5	1009.1	515.9	175.8	148.4	137.0	127.8	121.0	114.1	114.1
27.5°	1207.7	1212.3	961.1	360.7	148.4	137.0	123.3	109.6	100.5	95.9	95.9
30°	1283.0	1289.9	883.5	235.1	134.7	121.0	107.3	91.3	77.6	73.1	70.8
32.5°	1372.1	1378.9	794.5	155.2	121.0	105.0	89.0	68.5	54.8	52.5	50.2
35°	1486.2	1470.2	687.2	123.3	105.0	89.0	68.5	47.9	38.8	36.5	36.5
37.5°	1627.8	1593.5	563.9	107.3	89.0	70.8	50.2	32.0	25.1	25.1	22.8
40°	1789.8	1694.0	436.0	95.9	75.3	54.8	32.0	20.5	16.0	16.0	16.0
42.5°	1967.9	1778.4	310.5	84.5	61.6	38.8	20.5	11.4	9.1	9.1	9.1
45°	2173.4	1856.0	212.3	73.1	52.5	27.4	11.4	4.6	4.6	4.6	4.6
47.5°	2378.8	1906.3	141.5	63.9	38.8	16.0	6.8	2.3	2.3	2.3	2.3
50°	2586.6	1945.1	109.6	54.8	27.4	9.1	2.3	0.0	0.0	0.0	0.0
52.5°	2771.5	1972.5	89.0	45.7	18.3	6.8	2.3	0.0	0.0	0.0	0.0
55°	2931.3	1974.8	77.6	36.5	13.7	4.6	0.0	0.0	0.0	0.0	0.0
57.5°	3093.4	1956.5	66.2	27.4	9.1	2.3	0.0	0.0	0.0	0.0	0.0
60°	3191.6	1908.6	52.5	20.5	6.8	2.3	0.0	0.0	0.0	0.0	0.0
62.5°	3250.9	1828.7	41.1	13.7	4.6	2.3	0.0	0.0	0.0	0.0	0.0
65°	3216.7	1728.2	29.7	9.1	4.6	2.3	0.0	0.0	0.0	0.0	0.0
67.5°	3056.9	1573.0	20.5	6.8	2.3	2.3	0.0	0.0	0.0	0.0	0.0
69°	2867.4	1431.4	18.3	4.6	2.3	2.3	0.0	0.0	0.0	0.0	0.0
70°	2700.7	1321.8	16.0	4.6	2.3	2.3	0.0	0.0	0.0	0.0	0.0
72.5°	2011.3	851.5	13.7	4.6	2.3	2.3	0.0	0.0	0.0	0.0	0.0
75°	1130.1	285.4	9.1	2.3	2.3	0.0	0.0	0.0	0.0	0.0	0.0
77.5°	424.6	73.1	4.6	2.3	0.0	0.0	0.0	0.0	0.0	0.0	0.0
80°	93.6	18.3	2.3	0.0	0.0	0.0	0.0	0.0	0.0	0.0	0.0
82.5°	20.5	4.6	0.0	0.0	0.0	0.0	0.0	0.0	0.0	0.0	0.0
85°	6.8	2.3	0.0	0.0	0.0	0.0	0.0	0.0	0.0	0.0	0.0
87.5°	2.3	0.0	0.0	0.0	0.0	0.0	0.0	0.0	0.0	0.0	0.0
90°	0.0	0.0	0.0	0.0	0.0	0.0	0.0	0.0	0.0	0.0	0.0

(END OF REPORT)